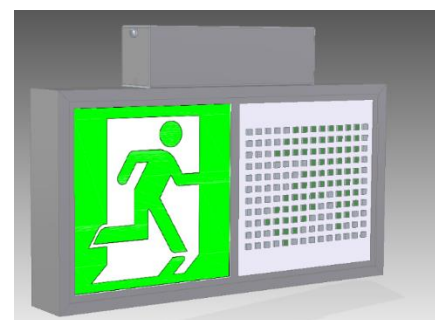
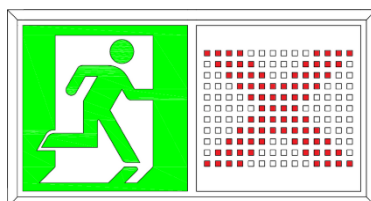
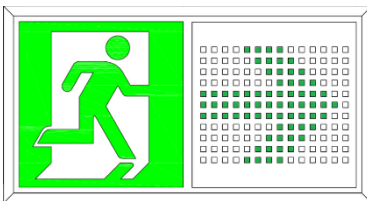
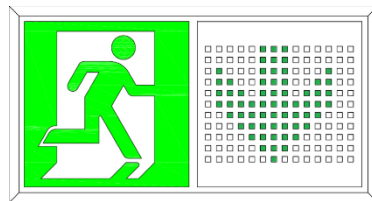

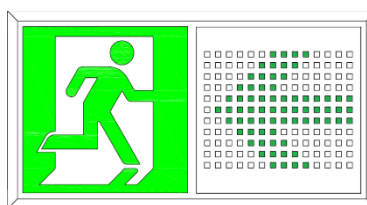
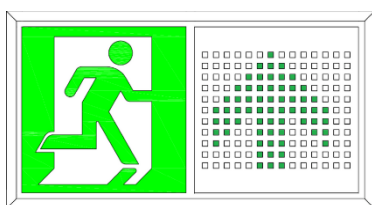


CLEVER LIGHT CL-D300 SLAVE/CB

3 W LED / 50 000h | IP40 Protection | Metal body/grey | Mounting: on sidewall or ceiling | 30m visibility



Dynamic LED exit light which can be ordered in designs made for ceiling and sidewall (both parallel and perpendicular to it) use. We recommend this for buildings with multiple escape routes. During an emergency the emergency lighting master panel receives information from the fire alarm system on the starting location of the fire and directs the display of the dynamic lamp according to it, so it can display the correct escape route.



Luminaire	Central battery - Addressable
Mounting	On sidewall / On ceiling
Light source	LED/ 50 000 h
Light source power	3W
Visibility	30m
Warranty	2 year repair warranty
Housing	Metal
Color of housing	Grey
Operation	Standby / Permanent
Mains supply	120-240V AC 50/60Hz
Input current (240V)	One sided: 26 mA / Two sided: 29 mA
Battery	Central
Protection category	IP40